



How to Fill Out the Blue Card

1. Pick a merit badge (any badge) and get the merit badge pamphlet (from your troop library or scout store) and the merit badge workbook (online: http://meritbadge.org/wiki/index.php/Merit_Badge_Worksheets)



Merit Badge Pamphlet



Merit Badge Workbook

2. Get a **SIGNED** Blue Card from the Scoutmaster.

Information for Applicant	
• A merit badge application can be approved only by a registered merit badge counselor.	
• You must have a buddy with you (Scout buddy system) at each meeting with the merit badge counselor.	
• Turn in your approved application to your unit leader. You will be awarded the merit badge emblem and certificate at a suitable occasion.	

Information for Counselor	
• Merit badge applications must be signed in advance by the applicant's unit leader.	
• The Scout must have his buddy (Scout buddy system) in attendance at all instructional sessions.	
• You may not change any requirement, but you may share your knowledge or experience that will make the counseling more interesting and valuable.	

Requirement No. and letter	Date of approval	Counselor Initial



APPLICATION FOR MERIT BADGE	
Name _____	
Address _____	
City _____	
is a registered	
<input type="checkbox"/> Boy Scout <input type="checkbox"/> Varsity Scout <input type="checkbox"/> Venturer	
of _____ No. _____	
Troop, team, crew, ship	
District _____	
Council _____	
and is qualified to begin working for merit badge noted on the reverse side.	
1/6/10E Date	Scoutmaster Signature of unit leader
BOY SCOUTS OF AMERICA®	
34124A 2003 Boy Scouts of America	

IMPORTANT: Do Not work on any merit badge without a blue card with the Scoutmasters signature.

No signed blue card means no merit badge!

3. IMPORTANT: Fill out both sides of the card with your information.

Front Side of Card

<p>Information for Applicant</p> <ul style="list-style-type: none"> A merit badge application can be approved only by a registered merit badge counselor. You must have a buddy with you (Scout buddy system) at each meeting with the merit badge counselor. Turn in your approved application to your unit leader. You will be awarded the merit badge emblem and certificate at a suitable occasion. <p>Information for Counselor</p> <ul style="list-style-type: none"> Merit badge applications must be signed in advance by the applicant's unit leader. The Scout must have his buddy (Scout buddy system) in attendance at all instructional sessions. You may not change any requirement, but you may share your knowledge or experience that will make the counseling more interesting and valuable. <p>#34124A</p>  <p>7 30176 34124 8</p>	<table border="1" style="width: 100%; border-collapse: collapse;"> <tr> <td style="width: 10%; text-align: center;">Counselor Initial</td> <td style="width: 10%;"></td> <td style="width: 10%;"></td> <td style="width: 10%;"></td> <td style="width: 10%;"></td> <td style="width: 10%;"></td> <td style="width: 10%;"></td> <td style="width: 10%;"></td> <td style="width: 10%;"></td> <td style="width: 10%;"></td> </tr> <tr> <td style="text-align: center;">Date of approval</td> <td></td> <td></td> <td></td> <td></td> <td></td> <td></td> <td></td> <td></td> <td></td> </tr> <tr> <td style="text-align: center;">Requirement No. and letter</td> <td></td> <td></td> <td></td> <td></td> <td></td> <td></td> <td></td> <td></td> <td></td> </tr> <tr> <td style="text-align: center;">Counselor Initial</td> <td></td> <td></td> <td></td> <td></td> <td></td> <td></td> <td></td> <td></td> <td></td> </tr> <tr> <td style="text-align: center;">Date of approval</td> <td></td> <td></td> <td></td> <td></td> <td></td> <td></td> <td></td> <td></td> <td></td> </tr> <tr> <td style="text-align: center;">Requirement No. and letter</td> <td></td> <td></td> <td></td> <td></td> <td></td> <td></td> <td></td> <td></td> <td></td> </tr> </table>	Counselor Initial										Date of approval										Requirement No. and letter										Counselor Initial										Date of approval										Requirement No. and letter										<p style="text-align: center;">APPLICATION FOR MERIT BADGE</p> <p>Name <u>John Doe</u></p> <p>Address <u>123 Main St.</u></p> <p>City <u>Haddon Heights, NJ</u></p> <p>is a registered <input checked="" type="checkbox"/> Boy Scout <input type="checkbox"/> Varsity Scout <input type="checkbox"/> Venturer of <u>Troop</u> Troop, team, crew, ship No. <u>67</u></p> <p>District <u>White Horse</u></p> <p>Council <u>Garden State</u></p> <p>and is qualified to begin working for merit badge noted on the reverse side.</p> <p><u>3/6/08</u> Date <u>Scoutmaster</u> Signature of unit leader</p> <p style="text-align: center;"></p> <p style="text-align: center;">BOY SCOUTS OF AMERICA®</p> <p>34124A 2003 Boy Scouts of America</p>
Counselor Initial																																																														
Date of approval																																																														
Requirement No. and letter																																																														
Counselor Initial																																																														
Date of approval																																																														
Requirement No. and letter																																																														

Back Side of Card

<p>The applicant has personally appeared before me and demonstrated to my satisfaction that he has met all requirements for the (please print)</p> <p style="text-align: center;"><u>Fishing</u> Merit badge</p> <p>_____ Name of counselor</p> <p>_____ Address of counselor</p> <p>City _____ Zip code _____</p> <p>_____ Telephone number of counselor</p> <p>Signature of counselor _____ Date _____</p> <p>Checked and recorded:</p> <p>Date _____ Initials _____</p> <p>Certificate and badge presented _____ Date _____</p> <p>Applicant will turn in this portion to his unit leader for record posting.</p>	<p style="text-align: center;">APPLICANT'S RECORD</p> <p>Name <u>John Doe</u></p> <p>has given me his completed application for the</p> <p style="text-align: center;"><u>Fishing</u> Merit badge</p> <p>Completed on _____ / _____ / _____ by _____</p> <p>_____ Signature of counselor</p> <p>_____ Signature of unit leader</p> <p style="text-align: center;">NOTE TO BOY SCOUT, VARSITY SCOUT, OR VENTURER: Retain this copy for your permanent records.</p>	<p style="text-align: center;">COUNSELOR'S RECORD</p> <p>Applicant <u>John Doe</u> ⁶⁷</p> <p><input checked="" type="checkbox"/> Troop <input type="checkbox"/> Team Unit number <u>13</u> <input type="checkbox"/> Crew</p> <p style="text-align: center;"><u>Fishing</u> Merit badge</p> <p>Date completed _____ / _____ / _____</p> <p>Remarks: _____</p> <p style="text-align: center;">It is suggested that the counselor keep this record for at least 1 year in case any question is raised later in regard to this award.</p>
--	---	---

4. Find a merit badge counselor. Ask the Scoutmaster. Call the counselor and arrange to do the merit badge. As you complete the requirements for the badge the counselor will record your progress on the card.

<p>The applicant has personally appeared before me and demonstrated to my satisfaction that he has met all requirements for the (please print) <u>Fishing</u> Merit badge</p> <p>Name of counselor _____</p> <p>Address of counselor _____</p> <p>City _____ Zip code _____</p> <p>Telephone number of counselor _____</p> <p>Signature of counselor _____ Date _____</p> <p>Checked and recorded: _____</p> <p>Date _____ Initials _____</p> <p>Certificate and badge presented _____ Date _____</p> <p>Applicant will turn in this portion to his unit leader for record posting.</p>	<p>APPLICANT'S RECORD</p> <p>Name <u>John Doe</u></p> <p>has given me his completed application for the <u>Fishing</u> Merit badge</p> <p>Completed on _____ Date _____ by _____</p> <p>Signature of unit leader _____</p> <p>NOTE TO BOY SCOUT, VARSITY SCOUT, OR VENTURER: Retain this copy for your permanent records.</p>	<p>COUNSELOR'S RECORD</p> <p>Applicant <u>John Doe</u></p> <p><u>67</u></p> <p><input checked="" type="checkbox"/> Troop <input type="checkbox"/> Team Unit number <u>13</u></p> <p><input type="checkbox"/> Crew</p> <p><u>Fishing</u> Merit badge</p> <p>Date completed _____ / _____ / _____</p> <p>Remarks: _____</p> <p>It is suggested that the counselor keep this record for at least 1 year in case any question is raised later in regard to this award.</p>
---	---	--

Your counselor fills out here.

Your counselor fills out here.

Your counselor fills out here.

Important: Bring the Blue card with you each time you visit the Counselor so that the requirements can be signed off.

<p>Information for Applicant</p> <ul style="list-style-type: none"> A merit badge application can be approved only by a registered merit badge counselor. You must have a buddy with you (Scout buddy system) at each meeting with the merit badge counselor. Turn in your approved application to your unit leader. You will be awarded the merit badge emblem and certificate at a suitable occasion. <p>Information for Counselor</p> <ul style="list-style-type: none"> Merit badge applications must be signed in advance by the applicant's unit leader. The Scout must have his buddy (Scout buddy system) in attendance at all instructional sessions. You may not change any requirement, but you may share your knowledge or experience that will make the counseling more interesting and valuable. <p>#34124A</p>  <p>7 30176 34124 8</p>	<table border="1"> <thead> <tr> <th>Requirement No. and letter</th> <th>Counselor Initial</th> <th>Date of approval</th> </tr> </thead> <tbody> <tr><td> </td><td> </td><td> </td></tr> <tr><td> </td><td> </td><td> </td></tr> <tr><td> </td><td> </td><td> </td></tr> <tr><td> </td><td> </td><td> </td></tr> <tr><td> </td><td> </td><td> </td></tr> <tr><td> </td><td> </td><td> </td></tr> <tr><td> </td><td> </td><td> </td></tr> <tr><td> </td><td> </td><td> </td></tr> <tr><td> </td><td> </td><td> </td></tr> <tr><td> </td><td> </td><td> </td></tr> <tr><td> </td><td> </td><td> </td></tr> </tbody> </table> <p>Your counselor records your progress here.</p>	Requirement No. and letter	Counselor Initial	Date of approval																																		<p>APPLICATION FOR MERIT BADGE</p> <p>Name <u>John Doe</u></p> <p>Address <u>123 Main St.</u></p> <p>City <u>Haddon Heights, NJ</u></p> <p>is a registered <input checked="" type="checkbox"/> Boy Scout <input type="checkbox"/> Varsity Scout <input type="checkbox"/> Venturer of <u>Troop</u> Troop, team, crew, ship No. <u>67</u></p> <p>District <u>White Horse</u></p> <p>Council <u>Garden State</u></p> <p>and is qualified to begin working for merit badge noted on the reverse side.</p> <p><u>3/6/08</u> Date <u>Scoutmaster</u> Signature of unit leader</p> <p>BOY SCOUTS OF AMERICA</p> <p>34124A 2003 Boy Scouts of America</p>
Requirement No. and letter	Counselor Initial	Date of approval																																				

Important: Do Not lose your Blue Card! If you lose it you need to start over.

5. Once you have completed all of the requirements for the badge the counselor will sign off and return to you **2 parts** of the **3 part** card. Return the completed card to the Scoutmaster or Advancement Chair to record your accomplishment and officially earn the merit badge. The badge will be awarded to you at the next Court of Honor or as determined by your troop.

The applicant has personally appeared before me and demonstrated to my satisfaction that he has met all requirements for the (please print)

Merit badge _____

Name of counselor _____

Address of counselor _____

City _____ Zip code _____

Telephone number of counselor _____

Signature of counselor _____ / Date _____

Checked and recorded: _____

Date _____ Initials _____

Certificate and badge presented _____ Date _____

Applicant will turn in this portion to his unit leader for record posting.

1
Scoutmaster
or
Advancement
Chairman

APPLICANT'S RECORD

Name _____

has given me his written application for the _____

Merit badge _____

Completed on _____ / _____ by _____

_____ / _____
Date Date

Signature of counselor _____

Signature of unit leader _____

NOTE TO BOY SCOUT, VARSITY SCOUT, OR VENTURER: Retain this copy for your permanent records.

2
Scout

COUNSELOR'S RECORD

Applicant _____

Troop Team Crew

Unit number _____

_____ / _____
Troop Team Crew

Date completed _____

Remarks: _____

It is suggested that the counselor keep this record for at least 1 year in case any question is raised later in regard to this award.

3
Counselor

Return this to the Scoutmaster or Troop Advancement Chair.

You keep this for your record

Your Merit Badge Counselor keeps this